

FRQ Task 2: Argumentative Essay

You will write an argumentative essay to submit to a Spanish writing contest. The essay topic is based on three accompanying sources, which present different viewpoints on the topic and include both print and audio material. In your essay, clearly present and thoroughly defend your own position on the topic. Integrate viewpoints and information you find in all three sources to support your argument. As you refer to the sources, identify them appropriately. Also, organize your essay into clear paragraphs.

Vas a escribir un ensayo argumentativo para un concurso de redacción en español. El tema del ensayo se basa en las tres fuentes adjuntas, que presentan diferentes puntos de vista sobre el tema e incluyen material escrito y grabado. En tu ensayo, debes presentar y defender tu propia opinión sobre el tema de una forma clara y completa. Integra los puntos de vista y la información presentada en las tres fuentes para apoyar tu postura. Al referirte a las fuentes, identifícalas apropiadamente. También debes organizar tu ensayo en distintos párrafos, bien desarrollados.

USE THE DIRECTIONS ABOVE TO ANSWER THE FOLLOWING QUESTIONS.

1. **What** are you writing?
2. **Who** is your audience?
3. **How many** source documents will be provided?
4. What kinds of sources will be provided?
 - 1.
 - 2.
 - 3.
5. **How many** of these sources need to be integrated into the essay?
6. What do you need to **do** in this essay?

1. clearly _____ and _____

_____ your own _____ on the topic

2. integrate _____ and _____ from

_____ three _____

3. identify _____

4. organize your _____ into _____ paragraphs

TASK FORMAT ON TEST DAY:

- 6 minutes to read provided text + graphic (can return to this during test)
- Listen to audio 2x ONLY
- approximately 40 minutes to plan & write essay

ESSAY TOPIC:

ORGANIZA LA EVIDENCIA:

	evidencia de la fuente a favor del tema	evidencia de la fuente en contra del tema
Texto (fuente #1)		
Gráfico (fuente #2)		
Audio (fuente #3)		

ESSAY TOPIC:

LA POSTURA: THESIS STATEMENT

- shows the strength of the argument
- uses active voice
- DECLARES** a position on the issue
- concisely** names (not explains) **3 reasons from the sources** for the position
- does not argue alternative views—save this for the body of the essay

Escribe tu TESIS.

Responde a la pregunta, usando las palabras claves de la pregunta, diciendo

- ▶ Es claro que...
- ▶ Es evidente que...
- ▶ Es obvio que ...
- ▶ No cabe duda que ...
- ▶ Indudablemente ...
- ▶ Sin duda...
- ▶ Es increíble que...
- ▶ Parece mentira que... (*it's hard to believe that..., it's unbelievable that...*)

!!! No usen:

- pienso
- creo
- opino que
- en mi opinión...


Tesis: (postura)

(porque / debido a / resulta que/ya que)

[razón 1] _____,

[razón 2] _____,

y [razón 3] _____.

 Our group's best thesis statement:

 Our group's best thesis statement made even better:

ESSAY TOPIC:

Establece la importancia del tema con una oración cautivante (1-2 oraciones)

Resume los puntos de la controversia (1-2 oraciones)

- ▶ aunque...
- ▶ sin embargo/no obstante
- ▶ a pesar de que
- ▶ a diferencia de
- ▶ por otra parte

Escribe tu TESIS. Responde a la pregunta, usando las palabras claves de la pregunta, diciendo

- ▶ Es claro que...
- ▶ Es evidente que...
- ▶ Es obvio que ...
- ▶ No cabe duda que ...
- ▶ Indudablemente ...
- ▶ Sin duda...
- ▶ Es increíble que...
- ▶ Parece mentira que... (*it's hard to believe that..., it's unbelievable that...*)

!! No usen:

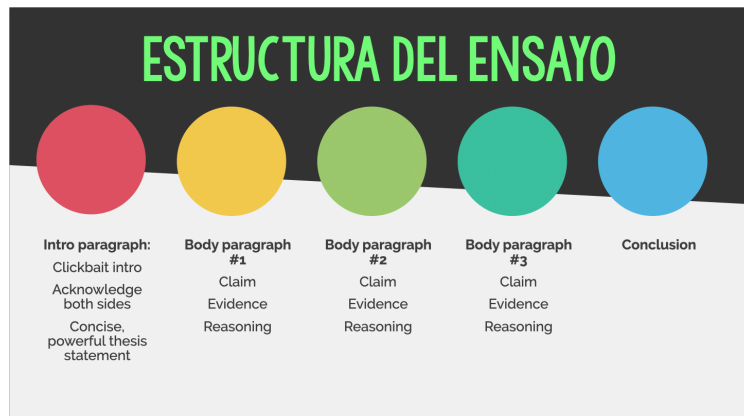
- pienso
- creo
- opino que
- en mi opinión...

PÁRRAFO #1 INTRODUCE EL TEMA, LA CONTROVERSIA Y LA TESIS.

Oración cautivante (el clickbait):

Los dos lados de la polémica:

Group's BEST Thesis statement: (postura)



PARAGRAPHS 2-4 (BODY PARAGRAPHS)

CLAIM

- Your position on the topic
- Drawn from thesis statement
- 1 sentence is usually enough

EVIDENCE

- Use data from sources to support your claim
- Argue your point as though your social life depended on it
- Use all 3 sources at some point in the essay
- Paraphrase rather than direct quotes
- Cite sources in context

REASONING

- Explains why data chosen from sources counts as evidence to support your claim
- Acknowledge & refute other side of issue
- 2-3 sentences, including conclusion of paragraph

Conecta las ideas con nexos lógicos como:

- ▶ Eso demuestra que
 - ▶ Por eso ...
 - ▶ Además ... (*also, in addition*)
 - ▶ Es importante notar que ...
 - ▶ Por lo tanto (*therefore*)
 - ▶ Eso indica que...
 - ▶ A causa de, por (*because of*)
 - ▶ Debido a (*due to*)
- etc.

Incluye el punto de vista contrario.

Confronta la evidencia de las fuentes usando nexos lógicos como:

- ▶ Es verdad que ...
- ▶ Sin embargo ...
- ▶ Aunque...
- ▶ Todavía ...
- ▶ A pesar de ...
- ▶ No obstante...
- ▶ A diferencia de...
- ▶ No por eso...


Usa una variedad de expresiones para presentar los puntos de vista expresados en las fuentes.

- ▶ BBC Mundo reporta que ... (fuente # 1)
- ▶ Los datos de la gráfica indican que ... (fuente # 2)
- ▶ La mayoría de las personas encuestadas indicaron que... (fuente # 2)
- ▶ El entrevistado expresa su ... (fuente # 3)
- ▶ El autor expresa su... entusiasmo por, interés en, preocupación por, aversión a, desacuerdo con ...

WRITE YOUR ASSIGNED BODY PARAGRAPH


CLAIM

- Your position on the topic
- Drawn from thesis statement
- 1 sentence is usually enough




EVIDENCE

- Use data from sources to support your claim
- Argue your point as though your social life depended on it
- Use all 3 sources at some point in the essay
- Paraphrase rather than direct quotes
- Cite sources in context



REASONING

- Explains why data chosen from sources counts as evidence to support your claim
- Acknowledge & refute other side of issue
- 2-3 sentences, including conclusion of paragraph



ESSAY TOPIC:

WRITE YOUR CONCLUSION PARAGRAPH (#5)

LA CONCLUSIÓN

- Reinforce that your claim has been proven
 - Leave an impression on the reader
 - Why should the reader care?
 - What's the significance of your claim?
 - Why is it important to you?
 - What information should the reader take away from this?
-
- Eso indica que...
 - Podemos concluir que
 - Mientras que
 - Es verdad que... no obstante...

COMPLETION CHECKLIST

- All in Spanish
- Opening statement that entices readers to continue
- Presented viewpoint #1
- Presented opposing viewpoint
- Clearly indicated your position
- Defended your position thoroughly with claim - evidence - reasoning
- Integrated evidence from text
- Integrated evidence from audio
- Integrated evidence from graphic
- Identified each source used
 - Are you **sure** you used & identified all 3 sources?
- Organized in clear paragraphs
- Solid conclusion